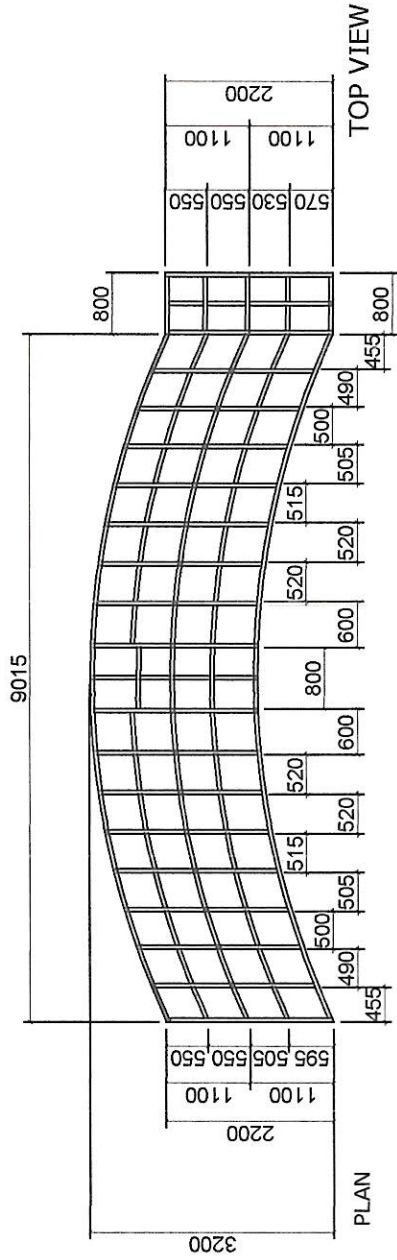


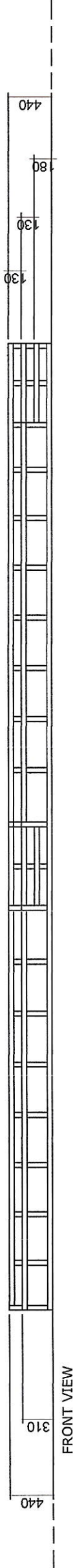
**SPECIFICATION:**  
STEEL PLATFORM

- USE: 4"x4"x4mmx6.0m - TUBULAR PIPES
- 2"x4"x4mmx6.0m - TUBULAR PIPES
- 5mmx30cmx30cm - BASE PLATE
- 10mm - EXPANSION BOLT
- 2"x2"x $\frac{1}{4}$ " - ANGLE BAR
- 2mmx2"x6.0m - FLAT BAR
- 4'x8'x8mm - SUNTECH PP BOARD

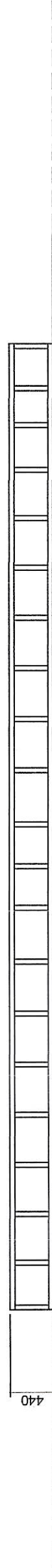


BLEACHERS FRAMING LAYOUT

SCALE 1:100 MTS



FRONT VIEW



REAR VIEW



LEFT SIDE VIEW

RIGHT SIDE VIEW

BLEACHERS FRAMING LAYOUT (ELEVATION)

SCALE 1:50 MTS